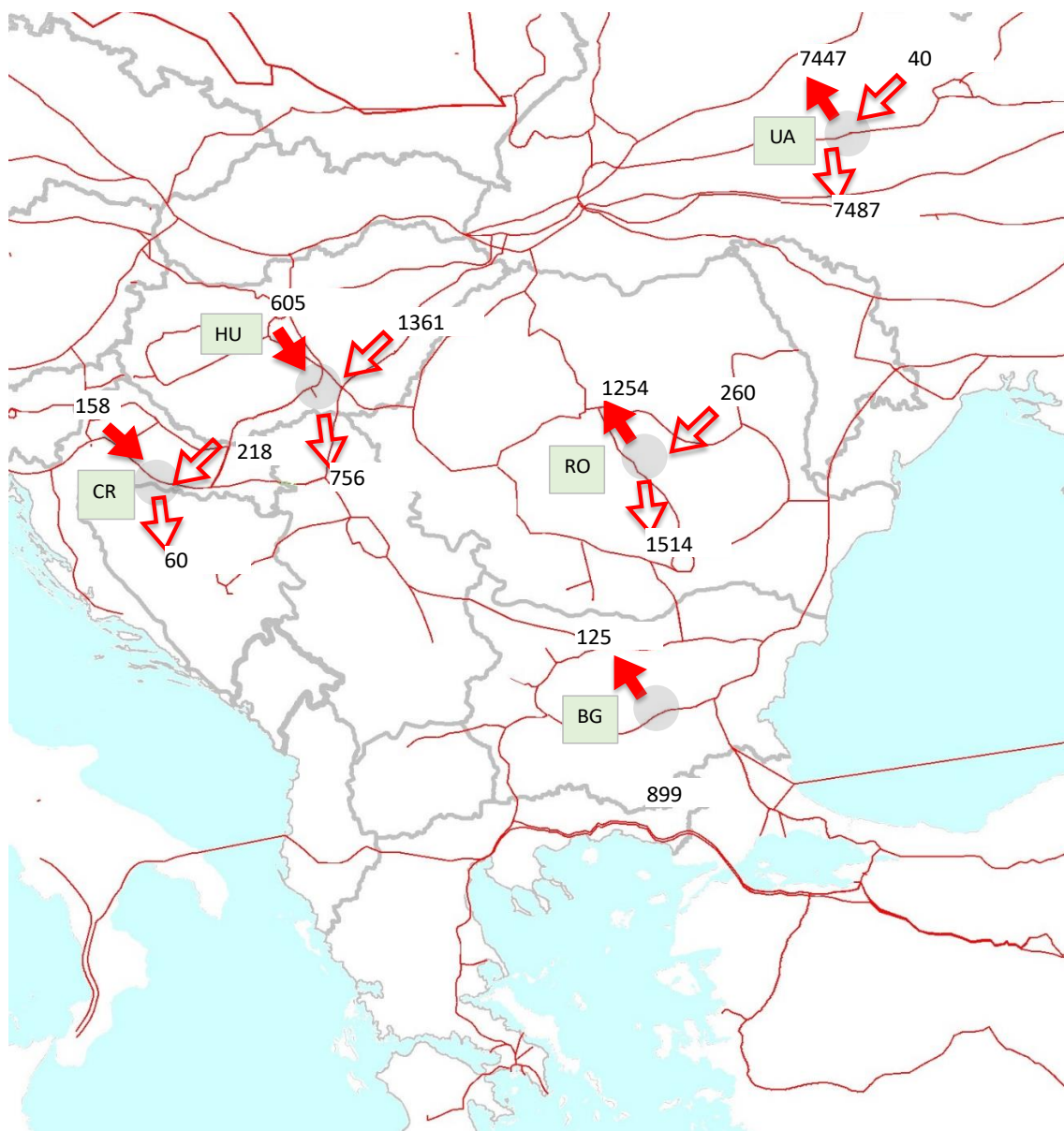


# Balkan and Black Sea Petroleum Association

## Gas Storage Bulletin

Data Source: GIE

### Monthly UGS gas production and injection for April 2021, Gwh/month



Physical production/injection, Gwh/month

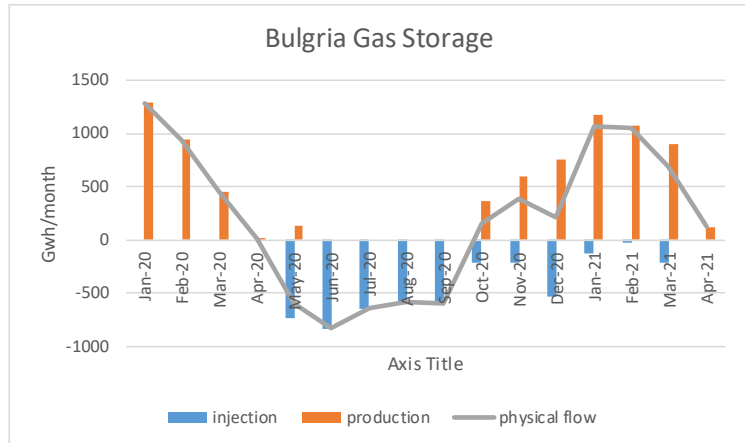
Allocated production/injection, Gwh/month

In April production (withdrawal) from UGS further decreased compared to the previous month. In Hungary and Croatia injection prevailed over production, while Bulgaria, Romania and Ukraine continued production mode.

Relatively considerable virtual flows (production during injection) were reported in Hungary and Croatia. In Romania some quantities were injected during production.

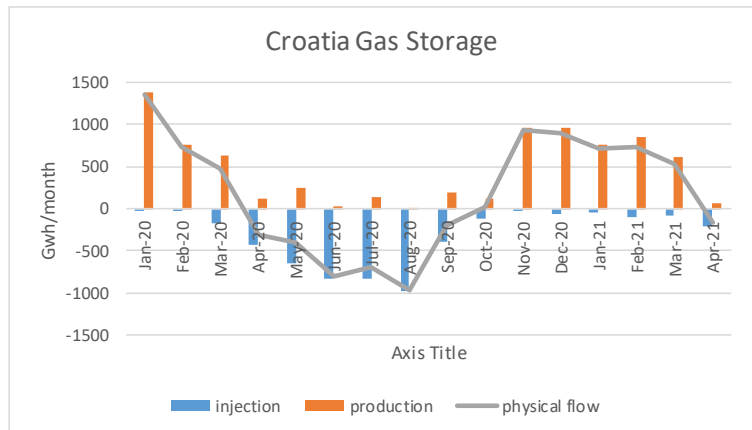
**Bulgaria**

	injection	production	physical flow
Jan-20	0	1289	1289
Feb-20	0	941	941
Mar-20	0	454	454
Apr-20	0	15	15
May-20	734	142	-593
Jun-20	831	0	-831
Jul-20	642	0	-642
Aug-20	577	0	-577
Sep-20	593	0	-593
Oct-20	210	366	156
Nov-20	208	599	391
Dec-20	531	752	221
Jan-21	119	1181	1062
Feb-21	22	1078	1056
Mar-21	209	899	690
Apr-21	0	125	125



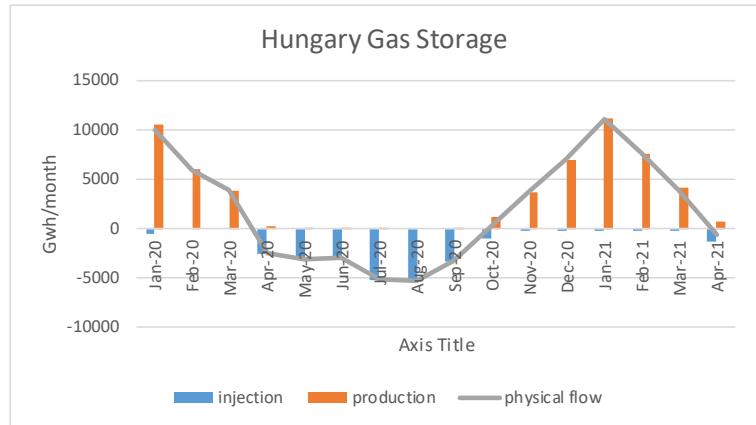
**Croatia**

	injection	production	physical flow
Jan-20	29	1376	1347
Feb-20	21	758	737
Mar-20	168	639	471
Apr-20	436	124	-312
May-20	650	245	-406
Jun-20	831	24	-807
Jul-20	828	129	-699
Aug-20	986	9	-977
Sep-20	389	194	-195
Oct-20	111	126	15
Nov-20	20	956	936
Dec-20	66	962	896
Jan-21	44	757	712
Feb-21	107	843	736
Mar-21	84	612	528
Apr-21	218	60	-158



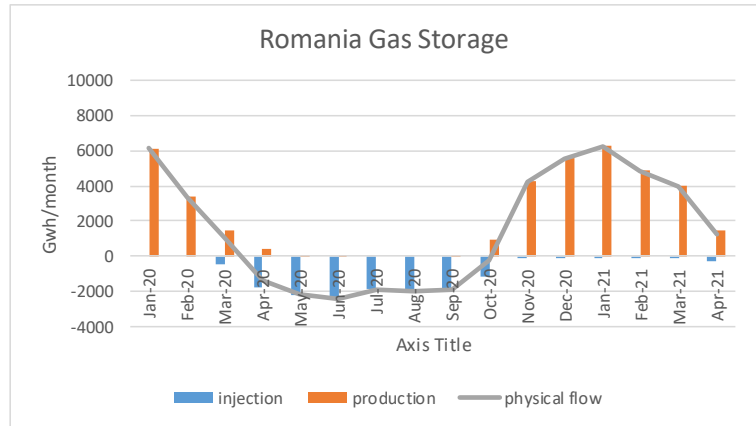
**Hungary**

	injection	production	physical flow
Jan-20	582	10529	9947
Feb-20	0	5971	5971
Mar-20	0	3847	3847
Apr-20	2583	162	-2420
May-20	3057	0	-3057
Jun-20	2992	47	-2945
Jul-20	5170	7	-5163
Aug-20	5250	0	-5250
Sep-20	3291	88	-3203
Oct-20	1006	1248	242
Nov-20	1	3746	3745
Dec-20	0	6993	6993
Jan-21	2	11152	11151
Feb-21	9	7596	7587
Mar-21	122	4088	3966
Apr-21	1361	756	-605



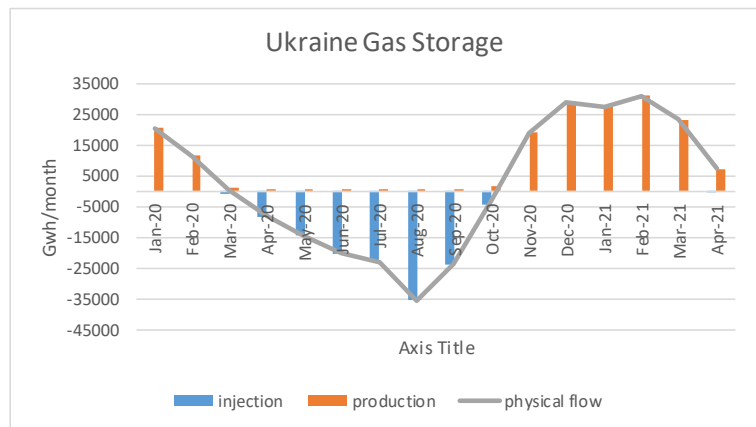
**Romania**

	injection	production	physical flow
Jan-20	0	6130	6130
Feb-20	0	3390	3390
Mar-20	441	1495	1055
Apr-20	1787	420	-1367
May-20	2234	86	-2148
Jun-20	2411	0	-2411
Jul-20	1859	0	-1859
Aug-20	1972	0	-1972
Sep-20	1894	29	-1865
Oct-20	1165	928	-237
Nov-20	27	4279	4252
Dec-20	28	5566	5538
Jan-21	27	6264	6237
Feb-21	1	4869	4868
Mar-21	6	4004	3998
Apr-21	260	1514	1254



**Ukraine**

	injection	production	physical flow
Jan-20	0	20624	20624
Feb-20	0	11570	11570
Mar-20	784	1388	604
Apr-20	7996	209	-7787
May-20	14294	2	-14292
Jun-20	20153	2	-20151
Jul-20	22824	1	-22823
Aug-20	35451	1	-35450
Sep-20	23684	4	-23680
Oct-20	4061	1564	-2497
Nov-20	0	19212	19212
Dec-20	0	29230	29230
Jan-21	0	27599	27599
Feb-21	0	31049	31049
Mar-21	0	23451	23451
Apr-21	40	7487	7447



The logo for BBSPA (Balkan and Black Sea Petroleum Association) features the letters 'BBSPA' in a bold, purple, serif font. The letters are set against a light grey rectangular background.

*Balkan and Black Sea Petroleum Association*

Monthly Bulletin

April 2021

**Editor:** Valentin Kunev; Ana Blagova

**Office:** 2 "Hristo Belchev" str., Sofia 1000 Bulgaria

**Tel:** 00359 2 986 06 85

**Fax:** 00359 2 980 15 49

**E-mail:** [bbspetroleum@bbspetroleum.com](mailto:bbspetroleum@bbspetroleum.com); [valentin.kunev@bbspetroleum.com](mailto:valentin.kunev@bbspetroleum.com)

**Web site:** [www.bbspetroleum.com](http://www.bbspetroleum.com)

Registered (Bulstat) No 121 446 156

Copyright 2021 Balkan and Black Sea Petroleum Association