

Balkan and Black Sea Petroleum Association

Gas Storage Bulletin

Data Source: GIE

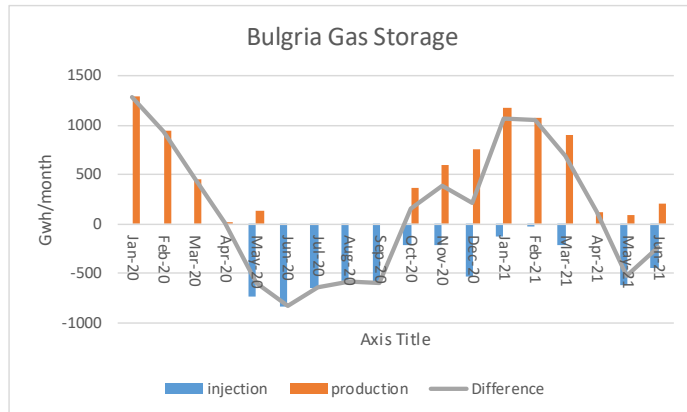
Monthly UGS gas production and injection for June 2021, Gwh/month



In June 2021 UGS continued working in the mode of injection. Significant virtual production (withdrawal) – almost half of total allocated injection, was reported for Bulgaria.

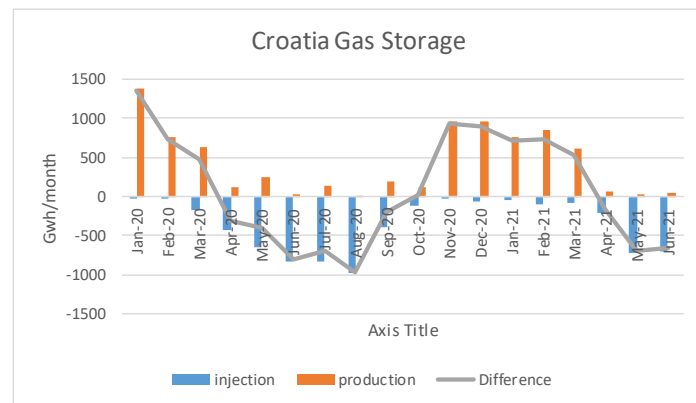
Bulgaria

	injection	production	Difference
Jan-20	0	1289	1289
Feb-20	0	941	941
Mar-20	0	454	454
Apr-20	0	15	15
May-20	734	142	-593
Jun-20	831	0	-831
Jul-20	642	0	-642
Aug-20	577	0	-577
Sep-20	593	0	-593
Oct-20	210	366	156
Nov-20	208	599	391
Dec-20	531	752	221
Jan-21	119	1181	1062
Feb-21	22	1078	1056
Mar-21	209	899	690
Apr-21	0	125	125
May-21	610	93	-516
Jun-21	438	210	-228



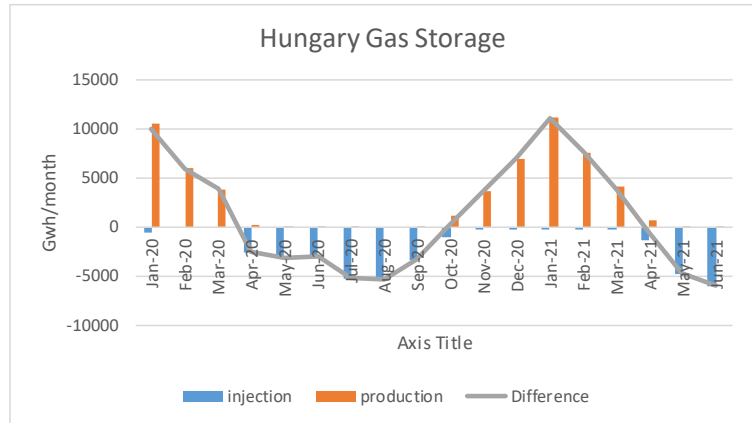
Croatia

	injection	production	Difference
Jan-20	29	1376	1347
Feb-20	21	758	737
Mar-20	168	639	471
Apr-20	436	124	-312
May-20	650	245	-406
Jun-20	831	24	-807
Jul-20	828	129	-699
Aug-20	986	9	-977
Sep-20	389	194	-195
Oct-20	111	126	15
Nov-20	20	956	936
Dec-20	66	962	896
Jan-21	44	757	712
Feb-21	107	843	736
Mar-21	84	612	528
Apr-21	218	60	-158
May-21	730	36	-694
Jun-21	705	45.69	-660



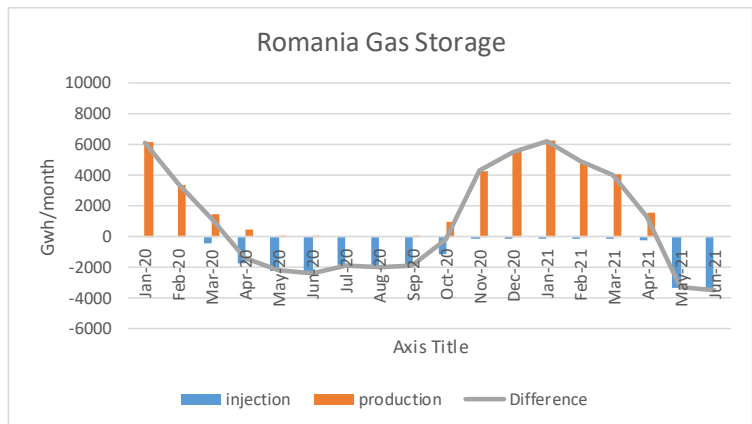
Hungary

	injection	production	Difference
Jan-20	582	10529	9947
Feb-20	0	5971	5971
Mar-20	0	3847	3847
Apr-20	2583	162	-2420
May-20	3057	0	-3057
Jun-20	2992	47	-2945
Jul-20	5170	7	-5163
Aug-20	5250	0	-5250
Sep-20	3291	88	-3203
Oct-20	1006	1248	242
Nov-20	1	3746	3745
Dec-20	0	6993	6993
Jan-21	2	11152	11151
Feb-21	9	7596	7587
Mar-21	122	4088	3966
Apr-21	1361	756	-605
May-21	4711	3	-4708
Jun-21	5940	30	-5910



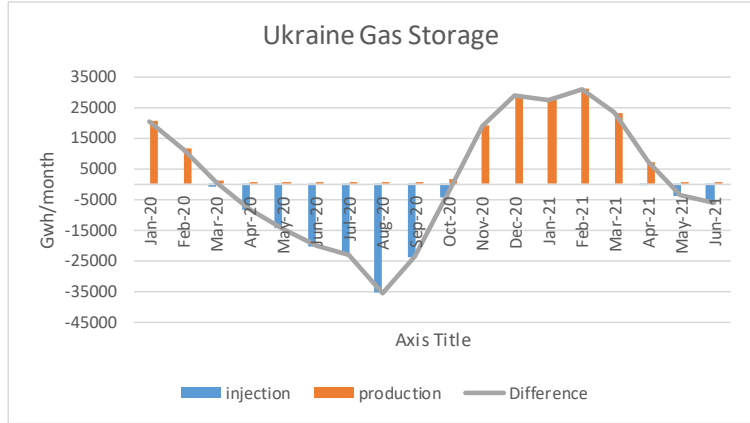
Romania

	injection	production	Difference
Jan-20	0	6130	6130
Feb-20	0	3390	3390
Mar-20	441	1495	1055
Apr-20	1787	420	-1367
May-20	2234	86	-2148
Jun-20	2411	0	-2411
Jul-20	1859	0	-1859
Aug-20	1972	0	-1972
Sep-20	1894	29	-1865
Oct-20	1165	928	-237
Nov-20	27	4279	4252
Dec-20	28	5566	5538
Jan-21	27	6264	6237
Feb-21	1	4869	4868
Mar-21	6	4004	3998
Apr-21	260	1514	1254
May-21	3320	0	-3320
Jun-21	3498	6	-3493



Ukraine

	injection	production	Difference
Jan-20	0	20624	20624
Feb-20	0	11570	11570
Mar-20	784	1388	604
Apr-20	7996	209	-7787
May-20	14294	2	-14292
Jun-20	20153	2	-20151
Jul-20	22824	1	-22823
Aug-20	35451	1	-35450
Sep-20	23684	4	-23680
Oct-20	4061	1564	-2497
Nov-20	0	19212	19212
Dec-20	0	29230	29230
Jan-21	0	27599	27599
Feb-21	0	31049	31049
Mar-21	0	23451	23451
Apr-21	40	7487	7447
May-21	3591	3.79	-3587
Jun-21	5931	2.19	-5929





Balkan and Black Sea Petroleum Association

Monthly UGS Bulletin

July 2021

Editor: Valentin Kunev; Ana Blagova

Office: 2 "Hristo Belchev" str., Sofia 1000 Bulgaria

Tel: 00359 2 986 06 85

Fax: 00359 2 980 15 49

E-mail: [bbbspetroleum@bbbspetroleum.com](mailto:bbspetroleum@bbbspetroleum.com); valentin.kunev@bbbspetroleum.com

Web site: www.bbbspetroleum.com

Registered (Bulstat) No 121 446 156

Copyright 2021 Balkan and Black Sea Petroleum Association