

Balkan and Black Sea Petroleum Association

Gas Storage Bulletin

Data Source: GIE

Monthly UGS gas production and injection for May 2021, Gwh/month

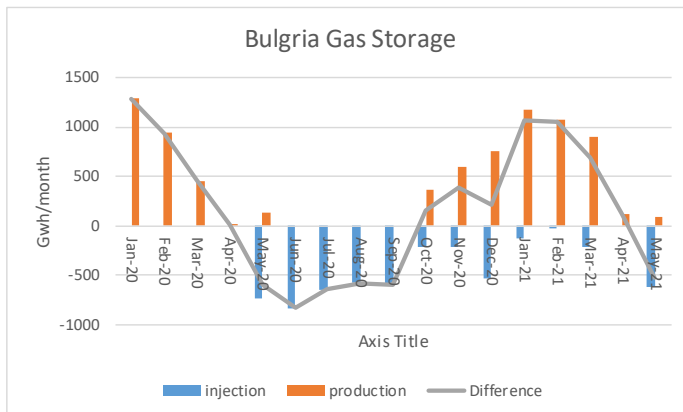


In May 2021 UGS entered in the usual mode of injection with some virtual production (withdrawal) reported for Bulgaria and Croatia. Romania injected more gas than in May last year in order to compensate for the smaller injection in the previous months.

Bulgaria

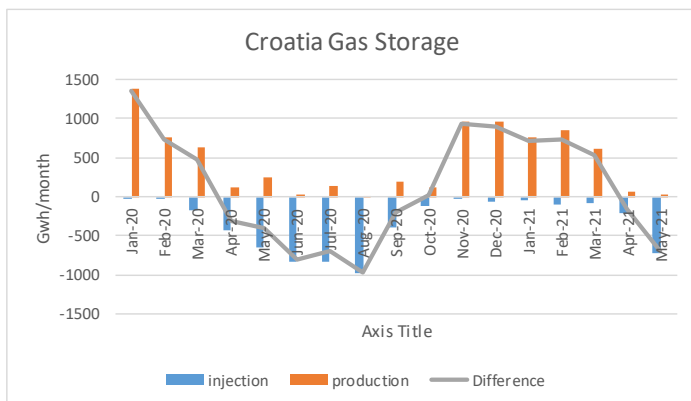
	injection	production	Difference
Jan-20	0	1289	1289
Feb-20	0	941	941
Mar-20	0	454	454
Apr-20	0	15	15
May-20	734	142	-593
Jun-20	831	0	-831
Jul-20	642	0	-642
Aug-20	577	0	-577
Sep-20	593	0	-593
Oct-20	210	366	156
Nov-20	208	599	391
Dec-20	531	752	221
Jan-21	119	1181	1062
Feb-21	22	1078	1056
Mar-21	209	899	690
Apr-21	0	125	125
May-21	610	93	-516

-1197
-874
-434
0
903
825
735
689
662
-156
-574
-1126



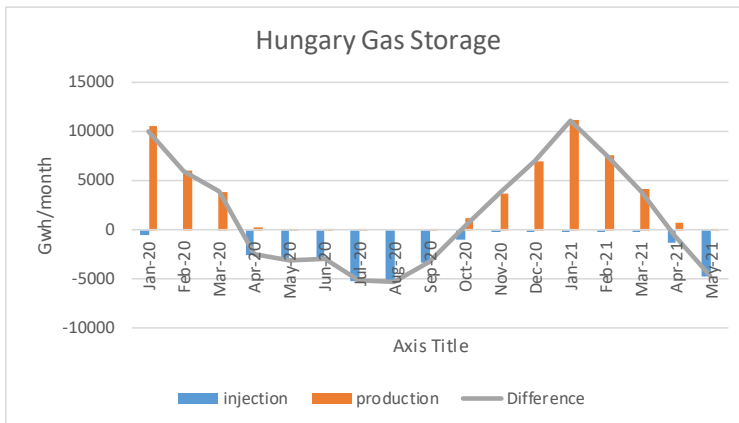
Croatia

	injection	production	Difference
Jan-20	29	1376	1347
Feb-20	21	758	737
Mar-20	168	639	471
Apr-20	436	124	-312
May-20	650	245	-406
Jun-20	831	24	-807
Jul-20	828	129	-699
Aug-20	986	9	-977
Sep-20	389	194	-195
Oct-20	111	126	15
Nov-20	20	956	936
Dec-20	66	962	896
Jan-21	44	757	712
Feb-21	107	843	736
Mar-21	84	612	528
Apr-21	218	60	-158
May-21	730	36	-694



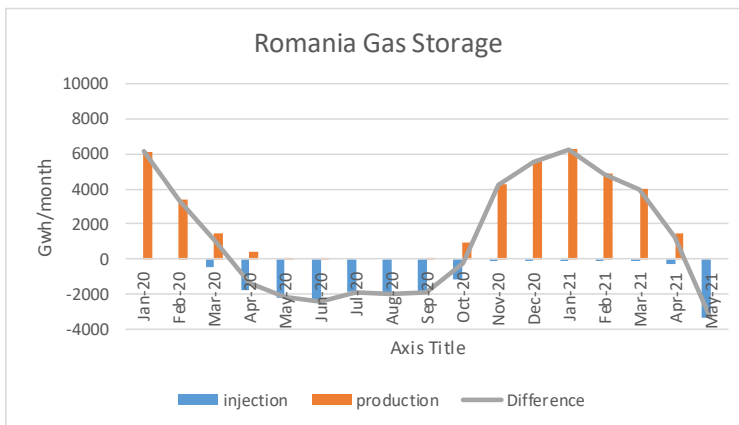
Hungary

	injection	production	Difference
Jan-20	582	10529	9947
Feb-20	0	5971	5971
Mar-20	0	3847	3847
Apr-20	2583	162	-2420
May-20	3057	0	-3057
Jun-20	2992	47	-2945
Jul-20	5170	7	-5163
Aug-20	5250	0	-5250
Sep-20	3291	88	-3203
Oct-20	1006	1248	242
Nov-20	1	3746	3745
Dec-20	0	6993	6993
Jan-21	2	11152	11151
Feb-21	9	7596	7587
Mar-21	122	4088	3966
Apr-21	1361	756	-605
May-21	4711	3	-4708



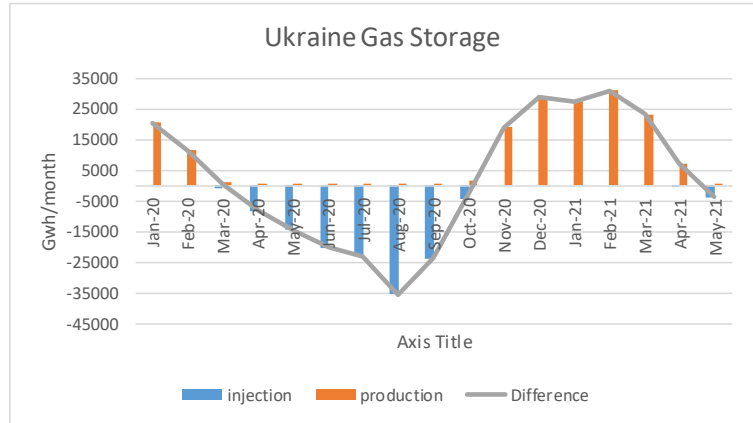
Romania

	injection	production	Difference
Jan-20	0	6130	6130
Feb-20	0	3390	3390
Mar-20	441	1495	1055
Apr-20	1787	420	-1367
May-20	2234	86	-2148
Jun-20	2411	0	-2411
Jul-20	1859	0	-1859
Aug-20	1972	0	-1972
Sep-20	1894	29	-1865
Oct-20	1165	928	-237
Nov-20	27	4279	4252
Dec-20	28	5566	5538
Jan-21	27	6264	6237
Feb-21	1	4869	4868
Mar-21	6	4004	3998
Apr-21	260	1514	1254
May-21	3320	0	-3320



Ukraine

	injection	production	Difference
Jan-20	0	20624	20624
Feb-20	0	11570	11570
Mar-20	784	1388	604
Apr-20	7996	209	-7787
May-20	14294	2	-14292
Jun-20	20153	2	-20151
Jul-20	22824	1	-22823
Aug-20	35451	1	-35450
Sep-20	23684	4	-23680
Oct-20	4061	1564	-2497
Nov-20	0	19212	19212
Dec-20	0	29230	29230
Jan-21	0	27599	27599
Feb-21	0	31049	31049
Mar-21	0	23451	23451
Apr-21	40	7487	7447
May-21	3591	3.79	-3587





Balkan and Black Sea Petroleum Association

Monthly UGS Bulletin

June 2021

Editor: Valentin Kunev; Ana Blagova

Office: 2 "Hristo Belchev" str., Sofia 1000 Bulgaria

Tel: 00359 2 986 06 85

Fax: 00359 2 980 15 49

E-mail: [bbbspetroleum@bbbspetroleum.com](mailto:bbspetroleum@bbbspetroleum.com); valentin.kunev@bbbspetroleum.com

Web site: www.bbspetroleum.com

Registered (Bulstat) No 121 446 156

Copyright 2021 Balkan and Black Sea Petroleum Association