Balkan and Black Sea Petroleum Association

Gas Flows and Prices Bulletin

Highlights

- In May 2021 spot prices increased in all countries in the region. Bulgarian spot gas price continued to be the lowest while Greece's Desfa reference price and CEGH spot price were the highest.

- The LNG gas flows from Revythoussa further decreased compared with the previous month in line with the increase of the spot LNG price.

- The cost of monthly bundled capacity bookings for June and for Q4 2020/2021 was almost twice expensive from Greece to Bulgaria than from Bulgaria to Romania and from Romania to Hungary.

- TAP flows increased to Italy, while TAP total supplies to Greece and Bulgaria slightly decreased, but virtual flows to Bulgaria increased. TurkStream flows from Turkey to Bulgaria stayed flat, while flows to Serbia from Bulgaria decreased with the summer demand decline, but flows from Bulgaria to Romania increased with expected further growth for the next month as capacities bookings for June exceeded the flows in May. There were no flows to Romania from Ukraine and no flows to Serbia from Hungary at the expense of gas coming from Bulgaria and TurkStream.

- There were small physical flows from Hungary to Slovakia.

- Physical flows at Ruse IP changed direction to flow now towards Romania as is the case on the other interconnection between Bulgaria and Romania Negru Voda 1 and in line with the higher spot prices in Romania.

- Virtual flows at interconnection points were insignificant, with exception of flows from Greece to Bulgaria. Virtual flows from Croatia to Hungary were small but growing in line with the functioning of LNG Croatia.

Gas Flows, Gas Storage, Capacity Bookings and Gas Prices

Capacity bookings and gas flows by interconnection points

Source for gas flows and bookings: Entsog анд RBP

At May RBP auction, gas capacities were booked for June and for Q4 2020/2021 gas year without auction premium:

The biggest quantities for June were booked from Bulgaria to Romania at the cost of €0.64/Mwh. From Greece to Bulgaria, for virtual flows, were booked 174 Gwh (16 mln cbm) at the cost of €1.17/Mwh.

For Q4 2021 at the border from Greece to Bulgaria 716 Gwh were booked at the cost of €1.06/Mwh and insignificant quantities from Romania to Hungary at the cost of €0.49/Mwh.

RBP May auctions monthly bookings for June 2021

Network Point / Route	Capacity Type	Exit TSO Name	Quality Exit TSO	Entry TSO Name	Quality Entry TSO	Offered Capacity, Gwh/month	Allocated capacity, Gwh/month	Reserve Price (Exit TSO), EUR/Mwh	Reserve Price (Entry TSO), EUR/Mwh	Auction premium. EUR/Mwh (Exit+Entry)
Kulata (BG)/Sidirokastron (GR)	Bundled	DESFA S.A.	FIRM	Bulgartransgaz EAD	FIRM	1539	174	0.86	0.31	0
Negru Voda 1 (RO)/Kardam (BG)	Bundled	Bulgartransgaz EAD	FIRM	SNTGN Transgaz SA	FIRM	3649	3468	0.37	0.27	0

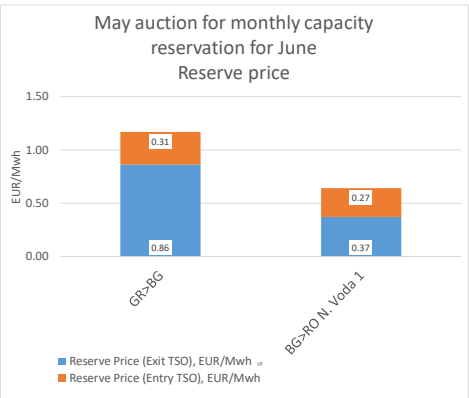

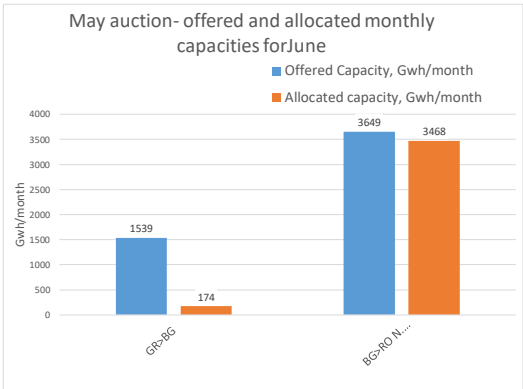

RBP May auctions quarterly bookings for 2021

Network Point / Route	Period	Capacity Type	Exit TSO Name	Quality Exit TSO	Entry TSO Name	Quality Entry TSO	Offered Capacity, Gwh/quarter	Allocated capacity, Gwh/quarter	Reserve Price (Exit TSO), EUR/Mwh	Reserve Price (Entry TSO), EUR/Mwh	Auction premium. EUR/Mwh (Exit+Entry)
Kulata (BG)/Sidirokastron (GR)	2020/2021 Q4	Bundled	DESFA S.A.	FIRM	Bulgartransgaz EAD	FIRM	5208	716	0.80	0.26	0
Csanádpalota (HU) / Csanadpalota (RO)	2020/2021 Q4	Bundled	SNTGN Transgaz SA	FIRM	FGSZ Zrt.	FIRM	8	8	0.24	0.25	0

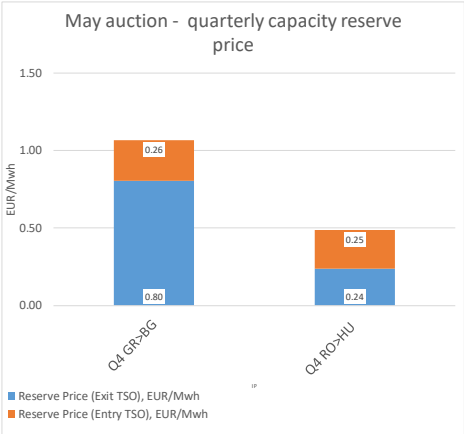

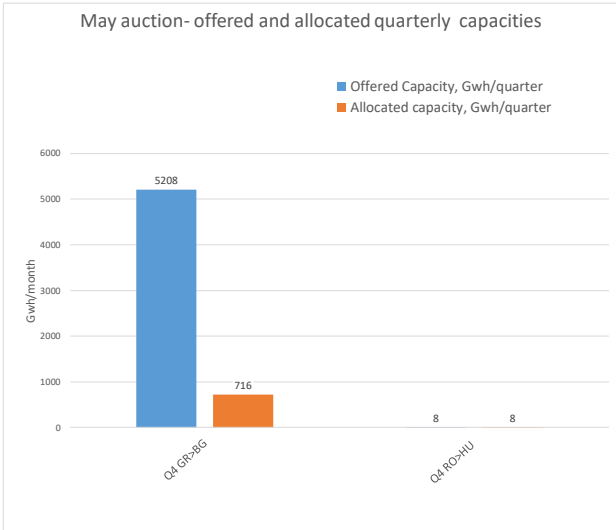

Gas Prices, €/Mwh

	Desfa Reference Price	Russian gas border price to Grecce- quarterly average	LNG price Grecce - quarterly average	Bulgarian Gas Exchange Day-Ahead Gas Price	Russian gas border price to Bulgaria - quarterly average	Bulgarian regulated gas price for Bulgargaz **	Romanian Gas Exchage monthly average price*	Romanian Gas Exchange (BRM) Spot (DA and WD) gas price	Romanian import Gas Price (Souce ANRE), €/Mwh	Russian gas border price to Romania - quarterly average	Weighted average gas price at Ukrainian energy exchange***	Hungarian Gas Exchange Day-Ahead Gas Price	Russian gas border price to Hungary - quarterly average	CEGH Day-Ahead Gas Price	TTF spot price
Jan-20	11	14.91	19.03	20.7	16.45	19.02	22.2	14.8	18.8	22.35	16.3	12.8	14.13	12.0	11.1
Feb-20	9.3	14.91	19.03	18.7	16.45	17.01	21.0	13.8	18.9	22.35	16.6	11.2	14.13	10.2	9.3
Mar-20	8.3	14.91	19.03	17.4	16.45	15.14	19.9	12.3	13.5	22.35	13.6	9.3	14.13	9.0	8.1
Apr-20	6.9	8.78	6.25		11.09	12.68	15.7	10.6	10.8	20.51	12.5	8.6	9.22	8.1	6.5
May-20	3.3	8.78	6.25	10.6	11.09	11.24	17.4	8.3	9.8	20.51	9.7	7.0	9.22	5.5	4.7
Jun-20	5	8.78	6.25	9.8	11.09	11.24	16.5	9.8	8.4	20.51	9.7	7.2	9.22	6.0	4.8
Jul-20	4.6	6.1	5.82	9.2		9.61	17.6	8.4	8.9	9.09	9.8	8.4	6.5	6.4	4.8
Aug-20	8	6.1	5.82	8.8			15.3	9.4	10.3	9.09	10.1	9.7	6.5	9.0	7.1
Sep-20	11	6.1	5.82	10.4		11.30	14.0	12.6	13.9	9.09	11.1	13.0	6.5	11.0	11.1
Oct-20	13.7	12.31	11.16	11.8	13.4	12.43	12.9	11.3	14.0	14.05	14.1	13.5	12.76	13.3	13.8
Nov-20	13.8	12.31	11.16	13.4	13.4	14.19	13.5	14.1	14.1	14.05	14.4	13.3	12.76	13.5	13.7
Dec-20	16.0	12.31	11.16	13.1	13.4	13.93	13.7	14.5	13.9	14.05	14.5	15.0	12.76	15.6	15.9
Jan-21	20.3			13.95		13.55	14.2	18.1	14.1		18.2	17.6		18.5	20.3
Feb-21	17.6			15.9		15.29	14.4	18.9	14.7		19.0	17.3		17.3	17.7
Mar-21	17.6			18.4		14.64	15.0	20.4			17.8	17.9		18.2	17.6
Apr-21	20.3			19.4		17	15.0	21.6			19	20.4		21.2	20.5
May-21	25.2			21.89		19.28		24.0			21.9	24.91		25.5	25.0

* Gas Price at Romanian Gas Exchange BRM calculaated as an average between the volume-weghted average prices delivered in the reference month, based on contracts concluded in the medium and long term as well as delivered quantities realised from transactions concluded on the Within Day and Day Ahead markets.

** Gas price of Bulgargaz at the entrance of the transmision system approved by the Energy regulator for gas distribution companies and heat producing and distribution companies.

*** The weighted average gas price of a monthly resource (on all payment terms) is calculated by dividing the total cost of concluded on the Ukrainian Energy Exchange sale and purchase deals of the resource excluding VAT on the sale and purchase sum of volumes of the resource based on the results of deals concluded during the entire

Source for quarterly quatations: EU

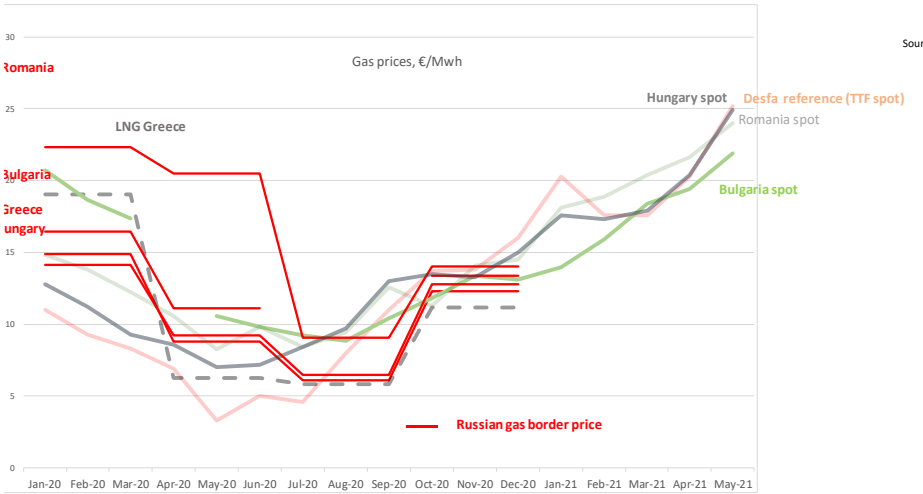

The lowest gas price for May was the regulated price of Bulgargaz which by €2.6/Mwh was lower than Bulgarian spot gas price. Among the spot prices for the month, the lowest price was Bulgarian spot price, while Greece's Desfa reference gas price was the highest.

Monthlly booked capacities for June 2021 in May RBP auctions

Quarterly booked capacities for Q4 2020/2021 at RBP auctions in May, Gwh/quarter

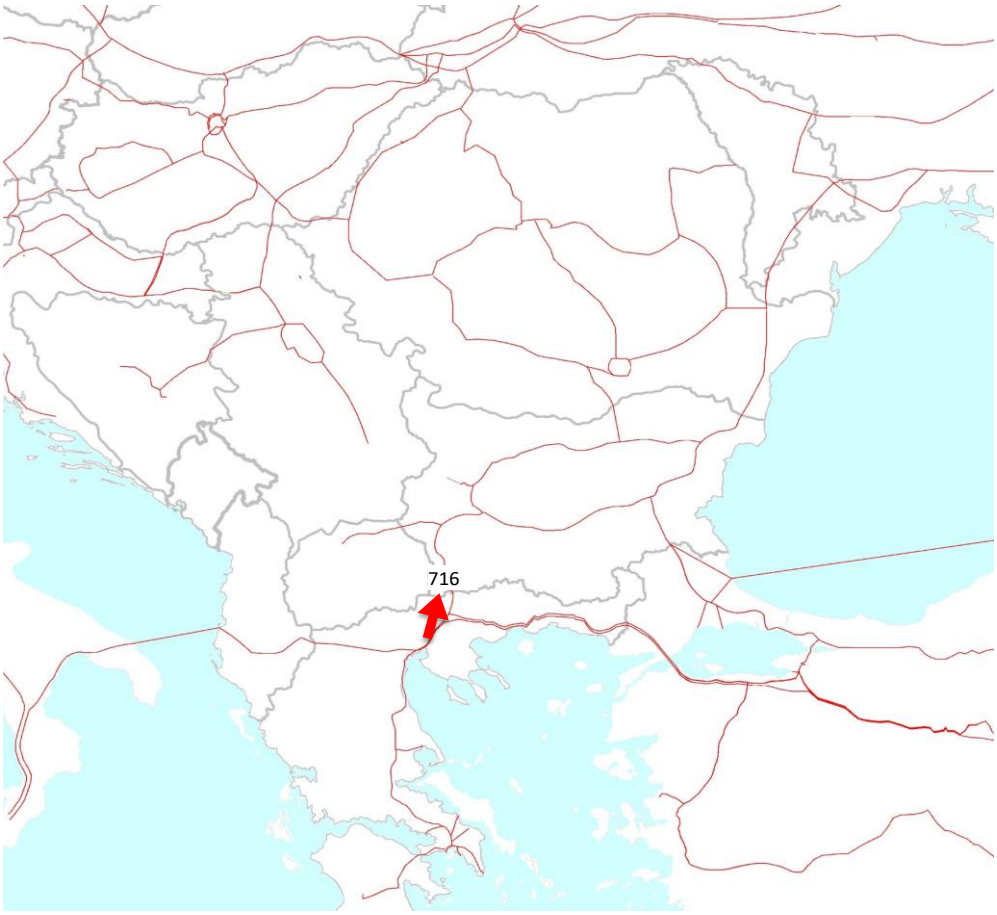

18 Firm bundled capacities, Gwh/quarter

Monthly allocated and net physical flows for May 2021, Gwh/month

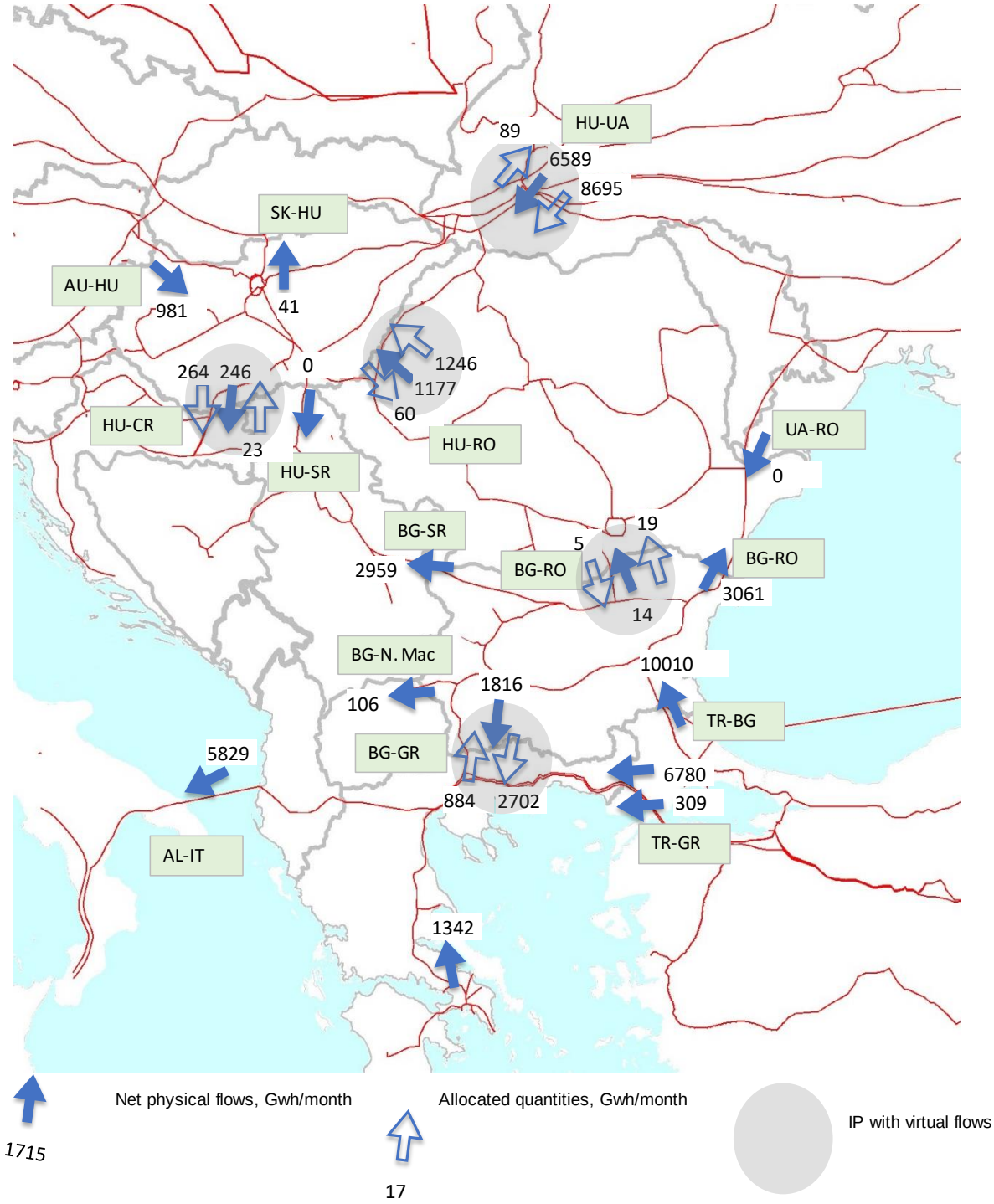

Greece - Entrance IP after Revythoussa LNG Terminal

Agya-Triada IP

Physical and commercial flows at Agia-Triada interconnection point

	Agia-Triada IP allocated quantities and physical flows, Gwh/month	Agia-Triada IP booked capacities, Gwh/month	TTF spot price, €/Mwh	Desfa Reference Price, €/Mwh
Jan-20	4220	5661	11.1	11
Feb-20	3762	4996	9.3	9.3
Mar-20	2875	6520	8.1	8.3
Apr-20	2633	4691	6.5	6.9
May-20	2473	4500	4.7	3.3
Jun-20	3154	4501	4.8	5
Jul-20	2672	3841	4.8	4.6
Aug-20	2152	5903	7.1	8
Sep-20	1854	4395	11.1	11
Oct-20	2365	4263	13.8	13.7
Nov-20	1715	4161	13.7	13.8
Dec-20	2780	5169	15.9	16
Jan-21	2513	4403	20.3	20.3
Feb-21	1286	3779	17.7	17.6
Mar-21	2067	3964	17.6	17.6
Apr-21	1653	3395	20.5	20.3
May-21	1342	2933	25	25.2

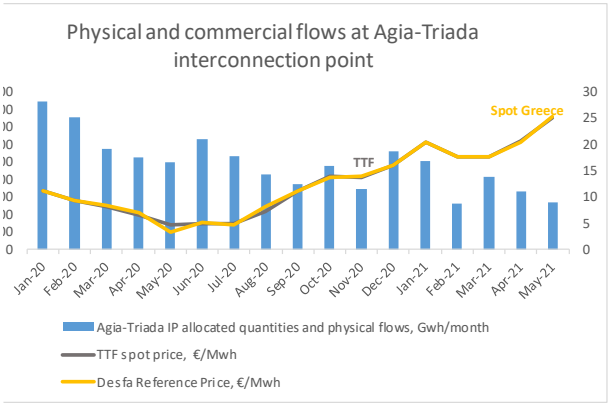

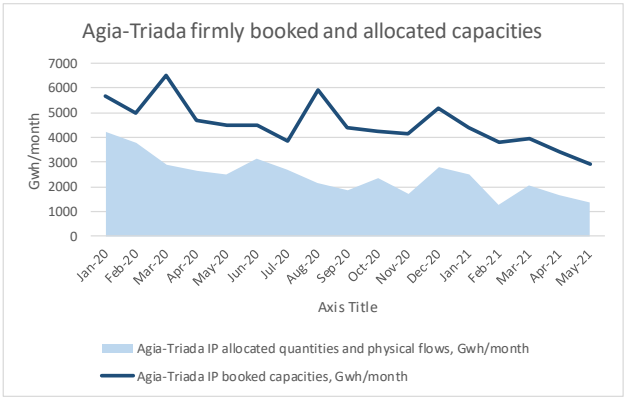

In May the LNG gas flows from Revythoussa further decreased compared with the previous month in line with the increase of the spot LNG price.

Bulgaria-Greece Interconnection Points

Bulgaria-Greece IP Kulata

Physical and commercial flows at Greece-Bulgaria border - Kulata interconnection point

	BG>GR allocated quantities, Gwh/month	BG>GR booked capacities, Gwh/month	GR>BG allocated quantities, Gwh/month	GR>BG booked quantities, Gwh/month	BG-GR physical flow, Gwh/month	Desfa Reference Price, €/Mwh	Bulgarian Gas Exchange Day-Ahead Gas Price, €/Mwh
Jan-20	2717	3651	1237	1247	1435	11	20.7
Feb-20	2070	3416	726	597	1488	9.3	18.7
Mar-20	2457	3651	877	920	1507	8.3	17.4
Apr-20	1921	3409	493	502	1410	6.9	
May-20	2426	3651	835	866	1534	3.3	10.6
Jun-20	2075	3409	941	985	1359	5	9.8
Jul-20	3353	3651	729	765	2601	4.6	9.2
Aug-20	3396	3651	537	554	2714	8	8.8
Sep-20	3179	3409	582	580	1598	11	10.4
Oct-20	1848	3651	96	259	1646	13.7	11.8
Nov-20	3123	3416	17	253	3021	13.8	13.4
Dec-20	3239	3651	42	262	3197	16.0	13.1
Jan-21	3269	3651	543	765	2725	20.3	13.95
Feb-21	2747	3299	453	688	2293	17.6	15.9
Mar-21	2903	3651	524	676	2379	17.6	18.4
Apr-21	3396	3534	603	617	2791	20.3	19.4
May-21	2702	3651	884	980	1816	25.2	21.89

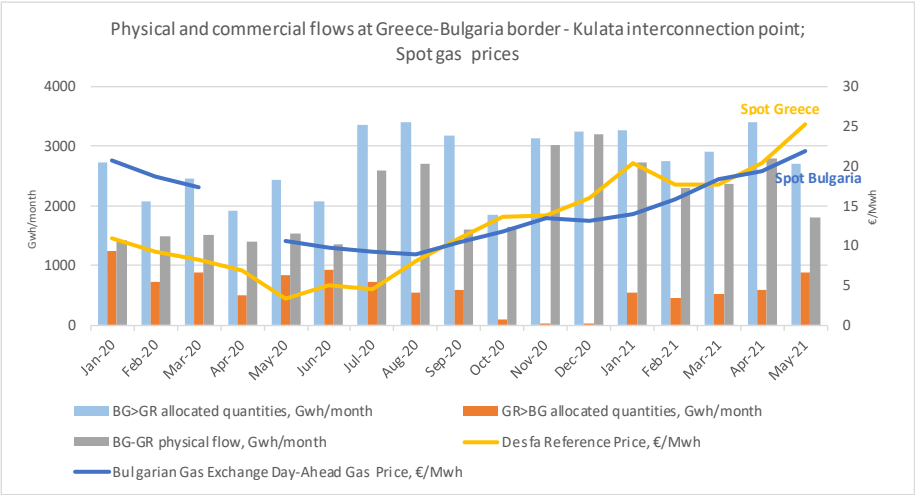

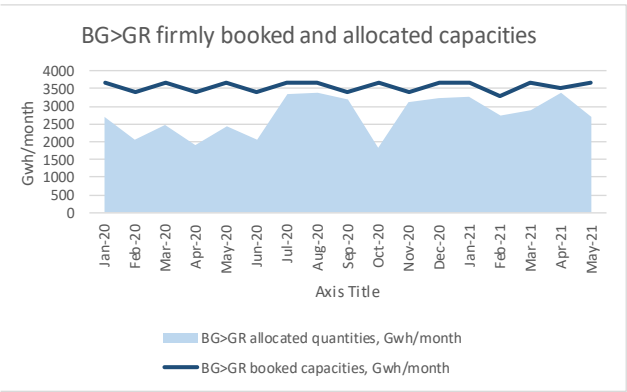

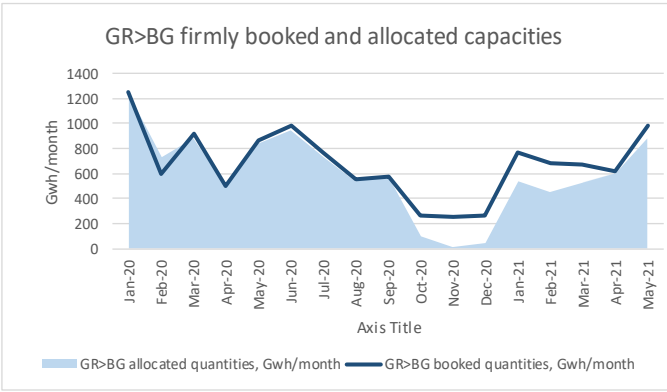

Commercial and physical flows towards Greece decreased versus increase of commercial flows in opposite direction towards Bulgaria.

There were monthly firm bundled capacities towards Bulgaria booked for June and for Q4 2020/2021 at May RBP auction.

Turkey-Greece Interconnection Points

Turkey-Greece IP Kipi

Flows of Botas gas increased compared with the previous month.

Physical and commercial flows at Turkey-Geece border - Kipi interconnection point

	TR>GR allocated quantities and physical flows, Gwh/month	TR>GR booked firmed capacities, Gwh/month
Jan-20	1032	1251
Feb-20	163	1872
Mar-20	528	1019
Apr-20	38	793
May-20	59	793
Jun-20	399	793
Jul-20	706	793
Aug-20	195	793
Sep-20	678	793
Oct-20	607	793
Nov-20	747	793
Dec-20	631	812
Jan-21	417	600
Feb-21	257	540
Mar-21	314	636
Apr-21	465	667
May-21	309	736

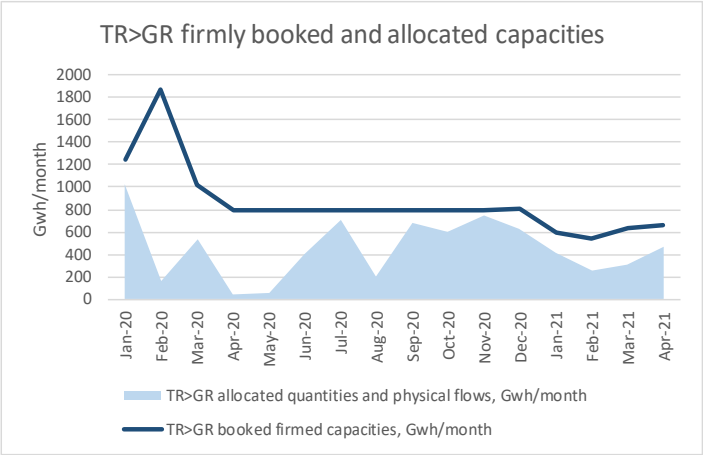

Turkey-Greece IP TAP Kipoi:

Flows of Shah Deniz 2 gas increased compared with the previous month.

Physical and commercial flows at Turkey-Geece border - Kipoi interconnection point

	TR>GR allocated quantities and physical flows, Gwh/month	TR>GR booked firmed capacities, Gwh/month
Jan-20		
Feb-20		
Mar-20		
Apr-20		
May-20		
Jun-20		
Jul-20		
Aug-20		
Sep-20		
Oct-20		
Nov-20	0	4695
Dec-20	0	10068
Jan-21	4857	10261
Feb-21	4229	8937
Mar-21	4375	9916
Apr-21	6477	9599
May-21	6780	10261

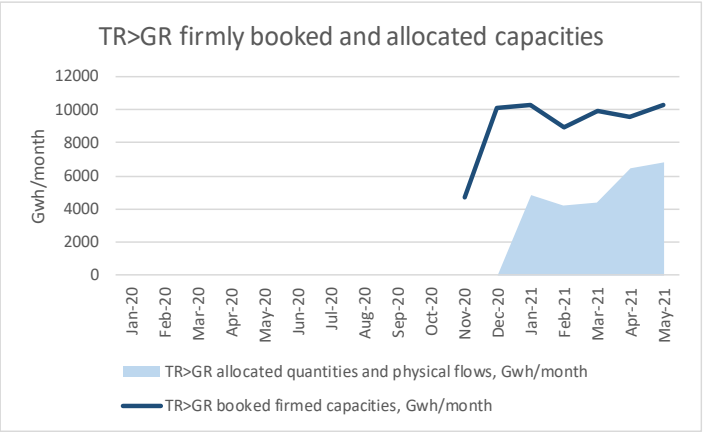

Albania-Italy Interconnection Points

Albania-Italy IP– Melendugno

Flow of Shah Deniz 2 gas slightly increased compared with the previous month.

Physical and commercial flows at Albania-Italy border - Melendugno interconnection point

	AL>IT allocated quantities and physical flows, Gwh/month	Al>IT booked firmed capacities at TAP, Gwh/month
Jan-20		
Feb-20		
Mar-20		
Apr-20		
May-20		
Jun-20		
Jul-20		
Aug-20		
Sep-20		
Oct-20		
Nov-20	0	4079
Dec-20	0	8431
Jan-21	3605	8431
Feb-21	3100	7343
Mar-21	3176	8148
Apr-21	5361	7887
May-21	5829	8431

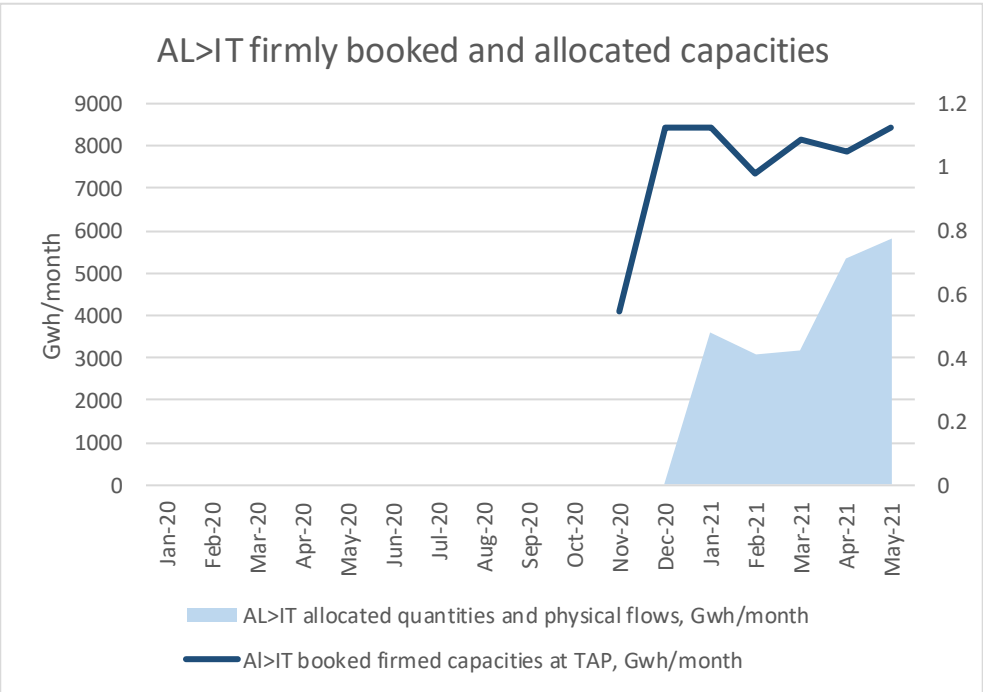

Bulgaria-Turkey Interconnection Points

Bulgaria-Turkey Strandja and Stranfja 2 IPs

Physical flows and allocatewd quantites at Bulgaria-Turkey border - Strandja and Strandja 2 interconnection point

	BG>TR Strandja IP allocated quantities and physical flows, Gwh/month	BG>TR Strandja IP booked capacities, Gwh/month	TR>BG Strandja 2 IP allocated quantities and physical flows, Gwh/month	TR>BG Strandja 2 IP booked capacities, Gwh/month
Jan-20	822	14856	5295	10026
Feb-20	0	14376	4073	5269
Mar-20	0	14856	4522	6441
Apr-20	0	14376	3995	5886
May-20	0	14856	4556	6237
Jun-20	0	14376	3888	5973
Jul-20	0	14856	5504	5997
Aug-20	0	14856	5525	6111
Sep-20	124	14376	5554	5903
Oct-20	0	14856	4349	6589
Nov-20	0	14376	6668	7377
Dec-20	15	14856	7087	7416
Jan-21	0	14856	9370	10376
Feb-21	0	13418	8889	9388
Mar-21	0	14856	11018	11709
Apr-21	0	14376	10073	10134
May-21	0	14856	10010	11355

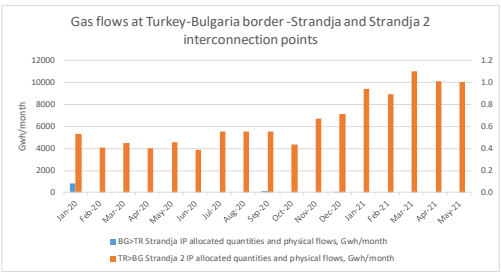

Capacirty reservarion cost
According to the auction results for 20 year reservation capacity at the Malkoclar Strandja 2 IP, the cost for reserved capacity is 0.48 €/Mwh for Bulgartransgaz as an entry point

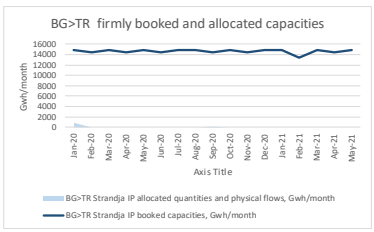

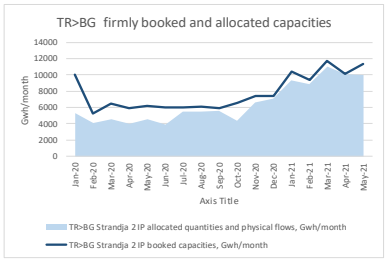

Flat flows at Strandja 2 IP of Gazprom gas towards Bulgaria compared with the previous month.

No flows of gas towards Turkey at Strandja IP.

Bulgaria-North Macedonia Interconnection Points

Bulgaria-North Macedonia Kyustendil IP

Further decrease of flows towards N. Macedonia.

Physical and commercial flows at Bulgaria-North Macedonia border - Kyustendil interconnection point

	BG>NMAC allocated quantities and physical flows, Gwh/month	BG>NMAC booked firm capacities, Gwh/month
Jan-20	421	849
Feb-20	273	794
Mar-20	176	849
Apr-20	116	822
May-20	45	849
Jun-20	204	822
Jul-20	376	849
Aug-20	387	849
Sep-20	376	822
Oct-20	238	849
Nov-20	477	822
Dec-20	481	849
Jan-21	514	849
Feb-21	442	767
Mar-21	479	849
Apr-21	120	822
May-21	106	849

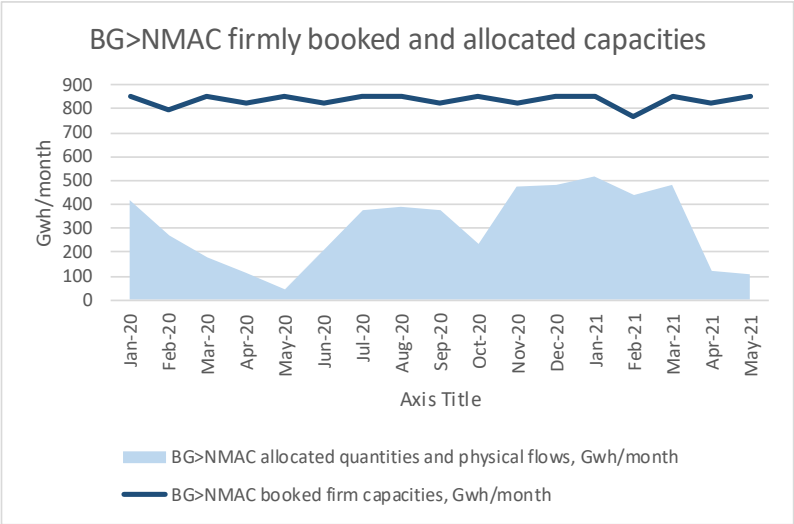

Bulgaria-Romania Interconnection Points

Bulgaria-Romania IP Negru Voda 1

Physical and commercial flows at Romania-Bulgaria border - Negru Voda 1 interconnection point

	BG>RO allocated quantities, Gwh/month	BG>RO booked capacities at Bulgartransgaz, Gwh/month	RO>BG allocated quantities, Gwh/month	RO>BG booked firm capacities, Gwh/month	BG>RO physical flow, Gwh/month	RO>BG physical flow, Gwh/month	Bulgarian Gas Exchange Day-Ahead Gas Price, €/Mwh	Romanian Gas Exchange (BRM) Spot (DA and WD) Gas Price, €/Mwh
Jan-20	30	5236	0	0	37	0	20.7	14.8
Feb-20	31	36	0	0	30	0	18.7	13.8
Mar-20	23	28	0	0	21	0	17.4	12.3
Apr-20	15	18	0	0	14	0		10.6
May-20	152	159	0	0	150	0	10.6	8.3
Jun-20	128	148	229	229	113	214	9.8	9.8
Jul-20	6	7	0	0	5	0	9.2	8.4
Aug-20	7	8	0	0	4	0	8.8	9.4
Sep-20	5	6	0	0	8	0	10.4	12.6
Oct-20	197	230	0	0	197	0	11.8	11.3
Nov-20	413	426	0	0	413	0	13.4	14.1
Dec-20	439	431	0	0	439	0	13.1	14.5
Jan-21	750	792	0	0	750	0	13.95	18.1
Feb-21	959	900	0	0	959	0	15.9	18.9
Mar-21	2401	2338	0	0	2401	0	18.4	20.4
Apr-21	2127	2098	0	0	2127	0	19.4	21.6
May-21	3061	3066	0	0	3061	0	21.89	24.0

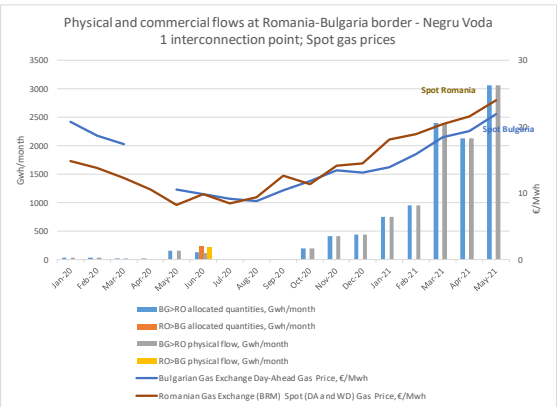

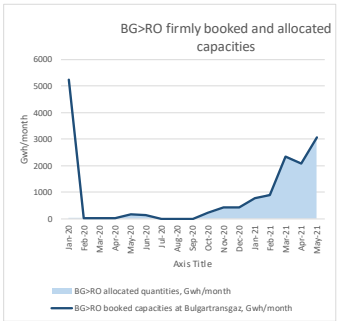

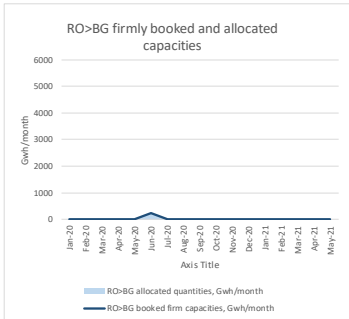

s

Flows from Bulgaria to Romania increased compared with the previous month. All the booked capacity was utilized.

There were monthly bundled firm bookings for June at the May RBP auction towards Romania exceeding the allocations and flows in May.

Bulgaria-Romania IP Negru Voda 2,3

Booked and used capacities, Gwh/month

Direction	Booked	Allocated
Towards Bulgaria	17240	0

Bulgaria-Romania IP Ruse

Physical and commercial flows at Romania-Bulgaria border - Ruse interconnection point

	BG>RO allocated quantities, Gwh/month	BG>RO booked capcities, Gwh/month	RO>BG allocated quantities, Gwh/month	RO>BG booked capacities, Gwh/month	BG>RO physical flow, Gwh/month	RO>BG physical flow, Gwh/month	Romanian Gas Exchange (BRM) Spot (DA and WD) Gas Price, €/Mwh	Bulgarian Gas Exchange Day-Ahead Gas Price, €/Mwh
Jan-20	7	817	30	61	3	23	14.8	20.7
Feb-20	15	376	43	68	0	29	13.8	18.7
Mar-20	49	95	26	76	23	0	12.3	17.4
Apr-20	32	263	29	61	3	0	10.6	
May-20	22	342	30	62	6	2	8.3	10.6
Jun-20	22	171	84	114	5	69	9.8	9.8
Jul-20	2	243	9	52	0	5	8.4	9.2
Aug-20	2	243	7	53	0	5	9.4	8.8
Sep-20	54	238	66	121	36	50	12.6	10.4
Oct-20	3	7	170	197	0	170	11.3	11.8
Nov-20	15	17	137	160	0	121	14.1	13.4
Dec-20	30	30	56	106	3	28	14.5	13.1
Jan-21	3	7	59	99	0	56	18.1	14.0
Feb-21	4	6	37	123	0	32	18.9	15.9
Mar-21	5	7	29	103	0	22	20.4	18.4
Apr-21	6	7	10	85	4	11	21.6	19.4
May-21	19	20	5	91	14	0	24.0	21.89

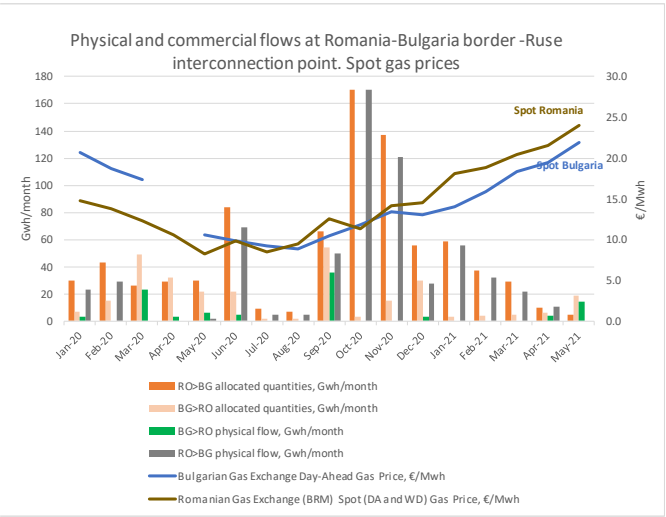

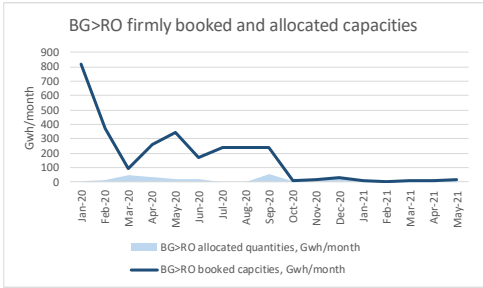

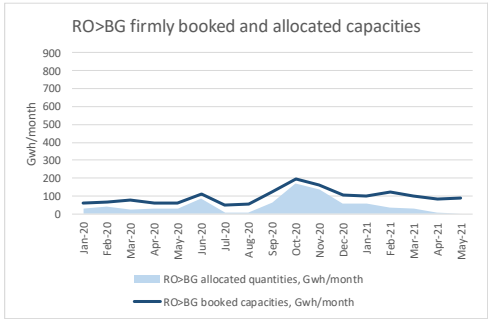

Very small flows. Physical flows changed direction from previous months to flow now towards Romania as is the flow on the other interconnection point of Negru Voda 1 reflecting bigger allocated quantities for the month towards Romania versus smaller allocated quantities towards Bulgaria and in line with higher spot price in Romania.

Romania-Ukraine Interconnection Points

Romania-Ukraine IP Isaccea – Orlovka I

Physical and commercial flows at Romania-Ukraine border - Isaccea Orlovka 1 interconnection point, exit point at Gas TSO of Ukraine

	UKR>RO physical flow, exit TSO - Gas TSO of Ukrane Gwh/month	UKR>RO booked capacities, Gwh/month	Romanian Gas Exchange (BRM) Spot (DA and WD) Gas Price, €/Mwh	Weighted average gas price at Ukrainian energy exchange*, €/Mwh
Jan-20	1648	1933	14.8	16.3
Feb-20	1351	1475	13.8	16.6
Mar-20	330	1235	12.3	13.6
Apr-20	77	939	10.6	12.5
May-20	167	829	8.3	9.7
Jun-20	281	394	9.8	9.7
Jul-20	426	809	8.4	9.8
Aug-20	620	1081	9.4	10.1
Sep-20	724	1298	12.6	11.1
Oct-20	652	1134	11.3	14.1
Nov-20	1475	2252	14.1	14.4
Dec-20	1638	2253	14.5	14.5
Jan-21	1627	2253	18.1	18.2
Feb-21	1637	2483	18.9	19.0
Mar-21	899	1816	20.4	17.8
Apr-21	0	916	21.6	19.0
May-21	0	945	24.0	21.9

* The weighted average gas price of a monthly resource (on all payment terms) is calculated by dividing the total cost of concluded on the Ukrainian Energy Exchange sale and purchase deals of the resource excluding VAT on the sale and purchase sum of volumes of the resource based on the results of deals concluded during the entire period of its realization.

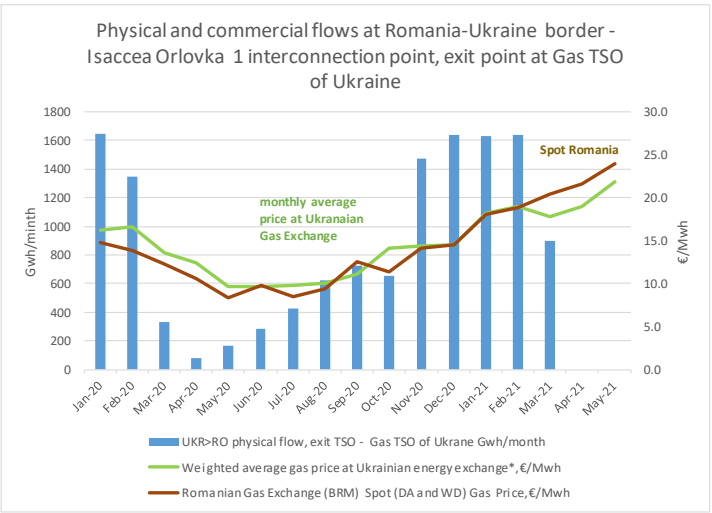

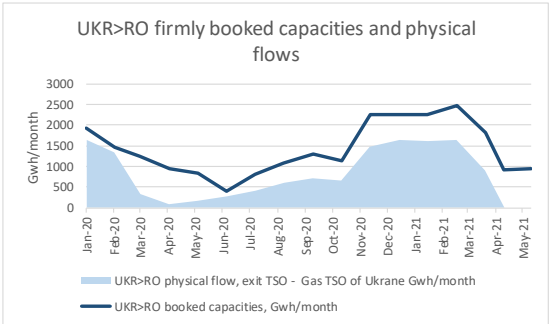

No flows towards Romania from Ukraine, at the expense of flows to Romania from Bulgaria. Boked but not utilized capacities.

Isaccea-Orlovka II – no flows, no bookings

Isaccea-Orlovka III – no flows, no flows and no bookings

Romania-Ukraine IP Mediesu Aurit - Tekovo

No gas flows. No bookings

Romania-Hungary Interconnection Points

Romania-Hungary IP Csanadpalota

Physical and commercial flows at Romania-Hungary border - Csanadpalota interconnection point

	HU>RO allocated quantities, Gwh/month	HU>RO booked capacities at FGSZ, Gwh/month	HU>RO booked capacities at Transgaz, Gwh/month	RO>-HU allocated quantities, Gwh/month	RO>-HU booked capacities at FGSZ and Transgaz, Gwh/month	HU>RO physical flow, Gwh/month	RO>HU physical flow, Gwh/month	Romanian Gas Exchange (BRM) Spot (DA and WD) Gas Price,	Hungarian Gas Exchange Day-Ahead Gas Price, €/Mwh
Jan-20	1671	2246	2246	0	74	1653	0	14.8	12.8
Feb-20	1543	2246	2246	0	0	1488	0	13.8	11.2
Mar-20	1810	2246	2246	0	0	1739	0	12.3	9.3
Apr-20	1549	1968	1968	0	0	1496	0	10.6	8.6
May-20	1268	1968	1968	0	0	1228	0	8.3	7.0
Jun-20	1643	1968	1968	0	0	1576	0	9.8	7.2
Jul-20	1157	1968	1968	0	72	1065	0	8.4	8.4
Aug-20	902	1968	1968	58	60	818	0	9.4	9.7
Sep-20	185	1968	1968	181	236	65	56	12.6	13.0
Oct-20	0	2064	1442	542	599	8	550	11.3	13.5
Nov-20	101	2096	1110	208	381	0	107	14.1	13.3
Dec-20	418	2096	776	0	0	462	49	14.5	15.0
Jan-21	351	2096	654	0	0	351	0	18.1	17.6
Feb-21	504	1903	570	140	220	455	91	18.9	17.3
Mar-21	1202	2225	1337	1320	1477	242	341	20.4	17.9
Api-21	256	2538	686	678	1427	38	460	21.6	20.4
May-21	66	2055	701	1246	1535	0	1177	24.0	24.91

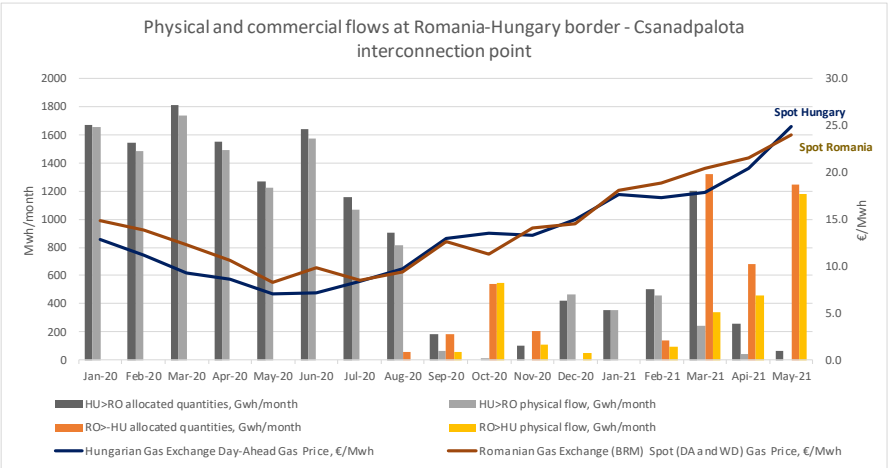

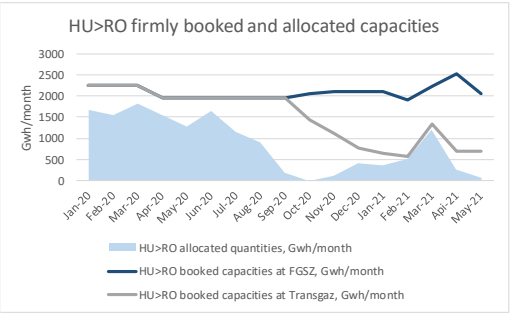

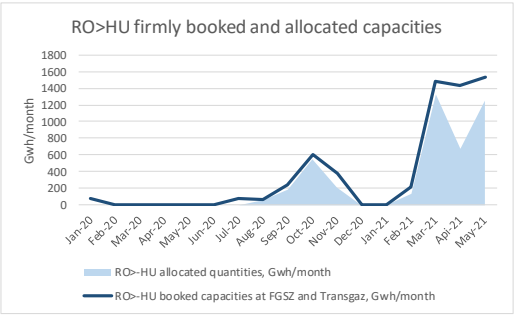

Increased commercial and physical flows towards Hungary compared with the previous month in line with the increase of spot price in Hungary over the spot price in Romania. Decrease of commercial flows towards Romania.

Austria-Hungary Interconnection Points

Austria-Hungary IP Mosonmagyarovar

Physical and commercial flows at Austria-Hungary border - Mosonmagyarovar interconnection point

	AU>HU allocated quantities and physical flows, Gwh/month	AU>HU booked firm capacities at GCA, Gwh/month	AU>HU booked firm capacities at FGSZ, Gwh/month	Hungarian Gas Exchange Day-Ahead Gas Price, €/Mwh	CEGH Day-Ahead Gas Price, €/Mwh
Jan-20	4247	4544	4592	12.8	12.0
Feb-20	4419	4544	4439	11.2	10.2
Mar-20	4617	4544	4592	9.3	9.0
Apr-20	4569	4581	4745	8.6	8.1
May-20	4551	4581	4592	7.0	5.5
Jun-20	4476	4581	4745	7.2	6.0
Jul-20	4535	4561	4592	8.4	6.4
Aug-20	4682	4561	4592	9.7	9.0
Sep-20	4118	4561	4745	13.0	11.0
Oct-20	2834	4486	4592	13.5	13.3
Nov-20	3675	4286	4745	13.3	13.5
Dec-20	1607	3662	4592	15.0	15.6
Jan-21	214	3662	4581	17.6	18.5
Feb-21	963	3279	4286	17.3	17.3
Mar-21	1065	3638	4575	17.9	18.2
Apr-21	2122	4023	4381	20.4	21.2
May-21	981	4289	4570	24.91	25.5

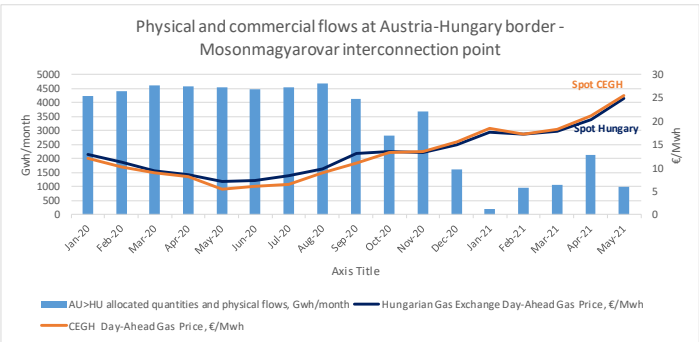

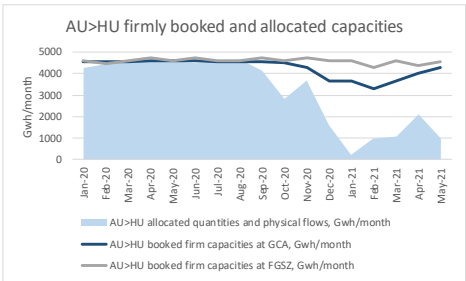

Decreased flows towards Hungary with low utilization rate of the booked capacities.

Hungary-Croatia Interconnection points

Hungary-Croatia IP Dravaszerdahely

Further decreased flows towards Croatia and small but increasing commercial and physical flows towards Hungary in line with more gas coming from LNG Croatia.

Physical and commercial flows at Hungary-Croatia border - Dravaszerdahely interconnection point

	HU>CR allocated quantities, Gwh/month	CR>HU allocated quantities, Gwh/month	HU>CR physical flows, Gwh/month	CR>HU physical flows, Gwh/month	HU>CR booked firm capacities, Gwh/month	CR>HU booked firm capacities, Gwh/month
Jan-20	1186	0	1186	0	1299	0
Feb-20	1005	0	1005	0	1289	0
Mar-20	1147	0	1147	0	1271	0
Apr-20	1181	0	1181	0	1237	0
May-20	1181	0	1181	0	1220	0
Jun-20	1395	0	1395	0	1462	0
Jul-20	1294	0	1294	0	1622	0
Aug-20	543	0	543	0	1485	0
Sep-20	1347	0	1347	0	1497	0
Oct-20	1913	0	1913	0	1999	0
Nov-20	1858	0	1858	0	1936	0
Dec-20	2026	0	2026	0	1984	0
Jan-21	854	0	854	0	891	0
Feb-21	1600	0	1600	0	1629	0
Mar-21	687	0	687	0	617	0
Apr-21	502	11	490	0	535	5
May-21	264	23	260	14	323	23

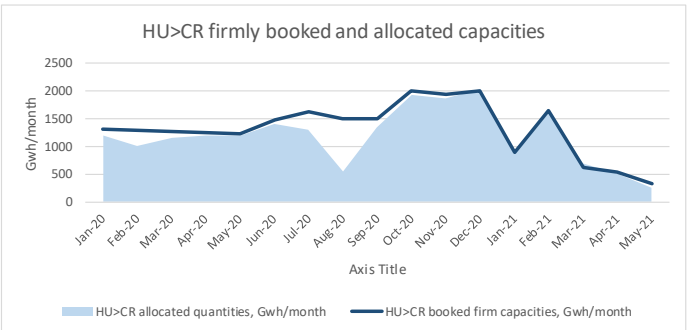

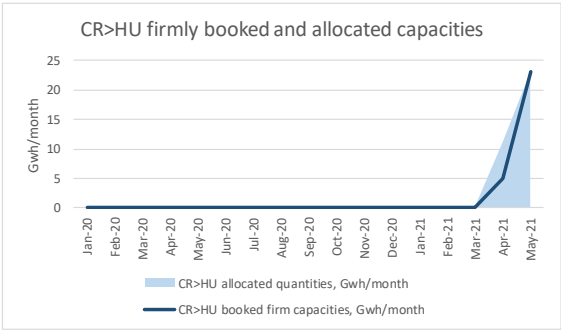

Slovakia-Hungary Interconnection Points

Slovakia-Hungary IP Ballassgyarmat:

Physical and commercial flows at Slovakia-Hungary border - Balassagyarmat interconnection point

	SK->HU allocated quantities and physical flows, Gwh/month	SK>HU firmly booked capacities, Gwh/month	HU->SK allocated quantities and physical flows, Gwh/month	HU>SK firmly booked capacities, Gwh/month
Jan-20	2921	3665	0	0
Feb-20	2844	3150	0	0
Mar-20	2526	3162	0	0
Apr-20	3168	3254	0	0
May-20	3327	3193	0	0
Jun-20	3145	3201	0	0
Jul-20	3387	3504	0	0
Aug-20	3316	3292	0	0
Sep-20	2752	3254	0	0
Oct-20	227	205	0	0
Nov-20	20	32	0	0
Dec-20	14	-	0	0
Jan-21	28	14	0	0
Feb-21	0	0	684	695
Mar-21	0	0	412	438
Apr-21	0	14	0	0
May-21	0	14	41	42

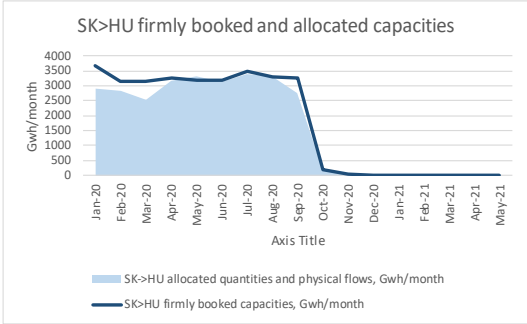

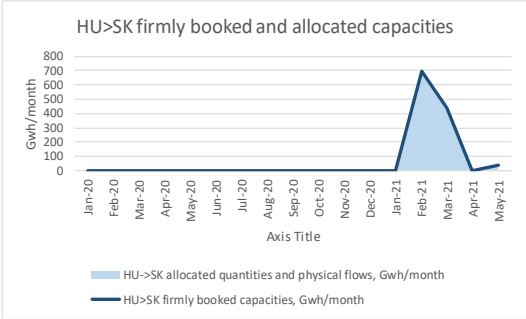

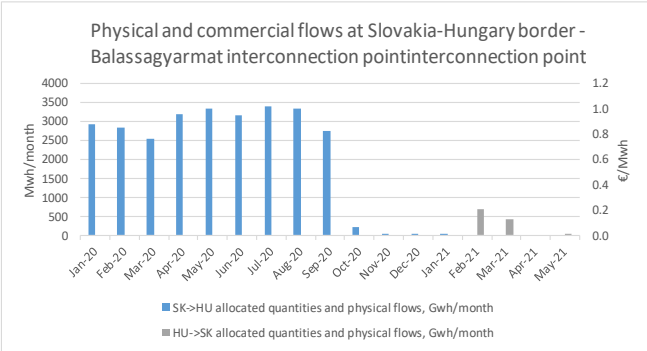

No commercial flows towards Hungary and small physical flows towards Slovakia.

Hungary-Serbia Interconnection Points

Hungary-Serbia IP Kiskundorozsma

Physical and commercial flows at Hungary-Serbia border - Kiskundorozsma interconnection point

	HU>SRB allocated quantities and physical flows, Gwh/month	HU>SRB booked capacities at FGSZ, Gwh/month
Jan-20	3159	4189
Feb-20	2883	3306
Mar-20	2402	3418
Apr-20	735	2443
May-20	531	2290
Jun-20	836	2290
Jul-20	1363	2381
Aug-20	1727	2799
Sep-20	1929	3503
Oct-20	2240	3311
Nov-20	2701	4003
Dec-20	3495	4017
Jan-21	529	756
Feb-21	262	521
Mar-21	309	615
Apr-21	98	637
May-21	0	580

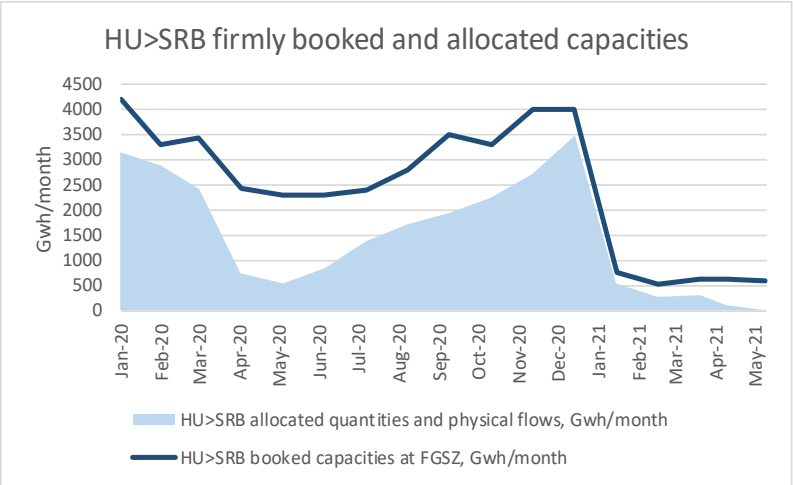

No flows towards Serbia though some quantities remained booked.

Hungary-Ukraine Interconnection Points

Hungary-Ukraine IPs Beregdorog and Bereg

Physical and commercial flows at Hungary-Ukraine border - Beregdorog and Bereg interconnection points

	UA>HU allocated quantities and physical flows, Beregdorog 1400 IP, entry TSO - FGSZ, Gwh/month	HU>UA allocated quantities and phycial fkows, Beregdorog 800 IP,entry TSO - FGSZ, Gwh/month	UA>HU booked capacities, Beregdorog 1400 IP, entry TSO - FGSZ, Gwh/month	UA>HU booked capacities, Bereg, entry TSO - FGSZ, Gwh/month	UA>HU allocated quntities, Bereg IP, entry TSO - FGSZ, Gwh/month	HU>UA allocated quntities, Bereg IP, exit TSO - FGSZ, Gwh/month	UA>HU physical flows, Bereg IP,entry TSO - FGSZ, Gwh/month	Hungarian Gas Exchange Day-Ahead Gas Price, €/Mwh	Weighted average gas price at Ukrainian energy exchange*, €/Mwh
Jan-20	3718	0	5606					12.8	16.3
Feb-20	6549	2433	7212					11.2	16.6
Mar-20	7832	2739	8785					9.3	13.6
Apr-20	8373	4875	10249					8.6	12.5
May-20				10629	9133	6827	2305	7.0	9.7
Jun-20				10350	8901	6387	2499	7.2	9.7
Jul-20				10355	9284	4985	4295	8.4	9.8
Aug-20				10430	9314	5794	3505	9.7	10.1
Sep-20				10255	9022	5245	3761	13.0	11.1
Oct-20				13272	10876	2588	8282	13.5	14.1
Nov-20				13449	10274	1470	8789	13.3	14.4
Dec-20				13366	11588	1086	10464	15.0	14.5
Jan-21				10935	9716	4256	5453	17.6	18.2
Feb-21				10086	7344	0	7344	17.3	19.0
Mar-21				10709	8438	0	8438	17.9	17.8
Apr-21				10364	8789	809	7970	20.4	19.0
May-21				10705	8696	89	8589	24.91	21.9

* The weighted average gas price of a monthly resource is calculated by dividing the total cost of concluded on the UkrainianEnergy Exchange sale and purchase deals of the resource excluding VAT on the sale and purchase sum of volumes of the resource based on the results of deals concluded during the entire period of its realization.

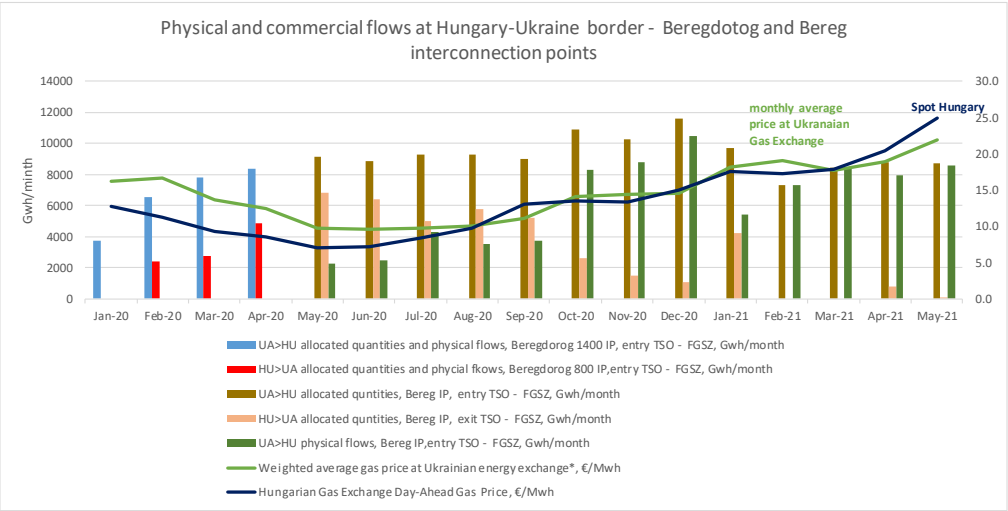

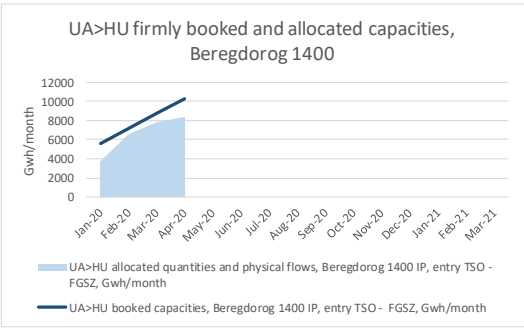

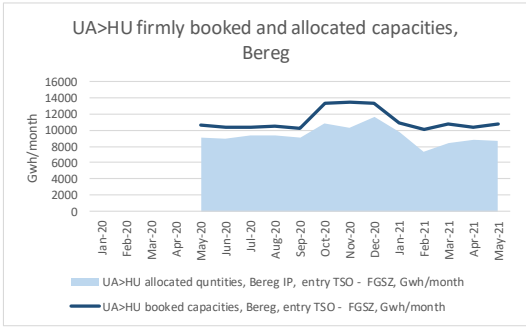

Flat commercial and physical flows towards Hungary compared with the previous month and small virtual flows towards Ukraine.

Bulgaria-Serbia Interconnection Points

Kireevo-Zaychar IP

Physical and commercial flows at Kireevo-Zaychar interconnection point

	BG>SRB allocated capacities at Bulgartransgaz, Gwh/month	BG>SRB physical flows at Bulgartransgaz, Gwh/month	BG>SRB booked firm capacities at Bulgartransgaz, Gwh/month
Jan-20	0	0	3002
Feb-20	0	0	2809
Mar-20	0	0	3002
Apr-20	0	0	2906
May-20	0	0	3002
Jun-20	0	0	2906
Jul-20	0	0	3002
Aug-20	0	0	3002
Sep-20	0	0	2906
Oct-20	0	0	3002
Nov-20	0	0	2906
Dec-20	0	0	3002
Jan-21	2653	2774	4769
Feb-21	2545	2734	4230
Mar-21	2623	2816	4700
Apr-21	2050	2203	2906
May-21	1825	1959	3003

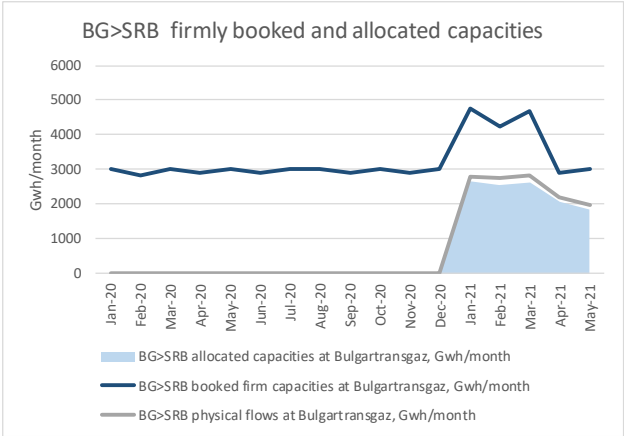

A decrease of flows compared with the previous month.

LNG Supply at the Omišalj Terminal

The unloading plan at Omišalj Terminal includes 1650 Gwh (147 mln cbm) supplies in June 2021.

LNG Unloading Monthly Plan – June 2021

Day	Cargo Quantity in Gwh
2.6.2021	871
24.06.2021	779
Total	1650

Source: LNG Croatia

LNG Supply at the Revythoussa Terminal

The final monthly unloading programme at the LNG terminal at Revythoussa includes 2000 Gwh (178 mln cbm) supplies in June 2021.

Final LNG Unloading Monthly Plan – June 2021

Day	LNG User	Name of LNG Vessel	LNG Cargo Quantity m3 LNG	LNG Cargo Quantity Gwh
6/6/2021	DEPA SA	CHEIKH EL MOKRANI	73,855	500
6/15/2021	MYTILINEOS	FLEX AURORA	103,397	700
6/15/2021	HERON S.A.	FLEX AURORA	44,313	300
6/22/2021	DEPA SA	CHEIKH EL MOKRANI	73,855	500
			Total	2,000

Source: Desfa

Balkan and Black Sea Petroleum Association

Monthly Gas Prices and Flows Bulletin

June 2021

Editor: Valentin Kunev; Ana Blagova

Office: 2 "Hristo Belchev" str., Sofia 1000 Bulgaria

Tel: 00359 2 986 06 85

Fax: 00359 2 980 15 49

E-mail: bbspetroleum@bbspetroleum.com; valentin.kunev@bbspetroleum.com

Web site: www.bbspetroleum.com

Registered (Bulstat) No 121 446 156

Copyright 2021 Balkan and Black Sea Petroleum Association